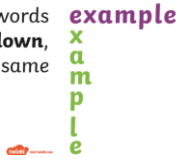






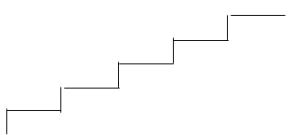




<p>1* Make a wordsearch with your words. List them underneath.</p>	<p>2* Write a sentence for each word to explain its meaning.</p>	<p>3* Write rhymes for each of your words.</p>	<p>4* Write your words on cards. Select 6 to put on a bingo grid. Turn cards over one by one. If you have word and can spell it, you can cover it.</p>
<p>5* Write your words in colourful bubble writing.</p>	<p>6* Put your words to a number code eg A=1, B=2</p>	<p>7* Arrange your words in alphabetical order.</p>	<p>8* Use each of your words in a silly sentence. Underline the word used.</p>
<p>9* Illustrate each of your words with a picture.</p> <p>Across and Down</p> <p>Write your words across and down, sharing the same first letter.</p> <p>example</p> 	<p>10* Write your words in different fonts and colours.</p> <p>Fancy Letters</p> <p>Write each of your words using fancy writing. Your letters could be curly or dotted... or whatever you decide!</p>  <p>Blue Vowels</p> <p>Write out each of your words. Go over the vowels in each word using blue pencil.</p> 	<p>11* Write out your words, cut into parts that help you to learn them and glue them in.</p> <p>Choose a spelling, player 1 writes the first letter, player 2 writes the next letter and so on.</p> <p>Air Writing</p> <p>Write your words in the air with your finger. Ask someone to read your words as you write. Or, ask someone to air write the letters you tell them to spell your word.</p> 	<p>Pyramid Writing</p>  <p>3rd Grade Gridiron</p> <p>Tell a Story</p> <p>Use all of your spelling words in a short story that makes sense! Underline your words with a ruler.</p> 
<p>Ask your partner to write down your spellings. Write 3 of them wrong and 2 of them right. Can you spot and correct the mistakes?</p>	<p>Join the Dots</p> <p>Write each of your words using dots. Then, join the dots with a coloured pencil to make your word.</p> 	<p>Backwards Words</p> <p>Write your words out forwards then backwards.</p> <p>backwards sdrawkcab</p>	<p>Bean bag spelling toss. Place spelling words on the floor. Read and spell whatever word the beanbag lands on.</p>
 <p>Using your individual spelling list make a word staircase.</p>	<p>Write your spelling words and circle the little words in each word.</p>	<p>Write your spelling words in a spiral. Start from the centre and work out.</p> 	<p>Spin a Yarn</p> <p>Glue yarn on pieces of heavy paper so that it spells each of your words. Close your eyes and have a friend hand you your cards one at a time. Feel the yarn spelling on each card. Say the word and spell it.</p>
<p>Bingo</p> <p>Battleships</p> <p>A board game</p> <p>Throwing game, spell the next letter/ word and throw the ball</p>	<p>Noughts and crosses spellings</p> <p>Write spellings in a grid. If you spell the word correctly you can put an x or o.</p> 	<p>Hopscotch Make a chalk hopscotch game, with spelling words written in each space. Students must spell each word before jumping to it</p>	